

RULEBOOK



TORCHES & PITCHFORKS



Original Concept: Adam Conus
Game Design: Luke Matthews
Development: Luke Matthews & Adam Conus
**Editing, Flavor Text, & Rulebook
Development:** Chris Pramas
Illustration: Rich Werner
Art Direction & Graphic Design:
Rick Achberger
Card Frame Design: Blake Beasley
Proofreading: Evan Sass
Green Ronin Logo: Ramsey Hong
Green Ronin Staff: Nicole Lindros,
Hal Mangold, Chris Pramas, & Evan Sass

Playtesters: Rick Achberger, Jedediah Allen,
Joshua Bentley, Howard Carson, Mathew
Coyne, David Kidney, Jason Lowry,
Christina Matthews, Erik Matthews, Dave
McGee, Chris Pramas, Shane Ralbovsky,
Mike Rose, Karl Wadesauer, Steve Warner

Adam's Special Thanks: Jennifer &
Alexander

Luke's Special Thanks: My wonderful wife
Christina, without whose support this
would not have been possible.

Introduction	4
Object of the Game	4
Setup	5
Order of Play	7
1. Draw	7
2. Attack!	7
3. Hunt!	8
4. Recoup	8
5. Discard	9
A Sample Turn	9
A Quick Note on Playing Cards	10
Playing Action Cards	10
Canceling	10
Keeping Score	11
Winning the Game	11
Combat	11
Fighting	12
Fleeing	13
Dead Townsfolk	13
Reshuffling	14
A Sample Combat	14
Types of Cards	16
The Monster Deck	16
Monster	16
Event	17
The Townsfolk Deck	18
The Mob Deck	19
Action	19
Defense	20
Enhancement	22
Townsfolk	22



INTRODUCTION

Welcome to *Torches & Pitchforks*, a fast and fun card game for 2-5 players, ages 12 and up. To play the game you only need the contents of this box and one six-sided die (referred to as a d6 on the cards). You can find six-sided dice in many family board games or at your local game store.

In *Torches & Pitchforks*, you lead a mob of angry townsfolk. It seems your town has the misfortune of being situated right next to the dark and foreboding Moors, a veritable monster magnet that has the town up to its eyeballs in vampires, mummies, and other nasties. The townsfolk are sick of having their blood drained, their babies abducted, and their teenagers turned into werewolves. They have formed mobs to protect the town from danger. Some have even ventured out to the Moors to take the fight to the monsters.

Each player in *Torches & Pitchforks* leads a mob. All of you want to save the town, but none of you want to share the glory!

OBJECT OF THE GAME

You score points for defeating monsters. The first player to score 30 points saves the town and wins the game!



SETUP

5

There are two decks: the Monster deck and the Mob deck. You will need room for both decks, their discard piles, and the Moor, and each player will need room for his Mob and any cards played on his Mob. You will also need at least one six-sided die.

1. There are 30 Townsfolk cards. Deal 6 Townsfolk cards to each player, and set any extra Townsfolk cards aside. Each player places these 6 Townsfolk in front of them, and they represent that player's Mob. In a 5-player game, there should be no extra Townsfolk.

2. Shuffle the Mob deck and deal 5 cards to each player. Then place the Mob deck face down in the middle of the table. The five cards you hold are called your Hand.

3. Shuffle the Monster deck, and place it in the middle of the table near the Mob deck. Leave room for a discard pile for each deck, as well as space between the two decks for the Moor.

The Moor is a separate pile from the Monster deck's discard pile. If a Monster is neutralized without defeating it in Combat (with certain Action cards, Defense cards, or by Fleeing, all described later), that Monster is placed in the Moor.



6

4. Determine who goes first however you choose.

Note: Both the Monster deck and Mob deck have their own discard piles. Whenever these rules or a card refer to “the discard pile,” assume that it means the discard pile for the appropriate type of card.



ORDER OF PLAY

7

Each player's turn consists of 5 phases: Draw, Attack!, Hunt!, Recoup, and Discard.

1. Draw

Draw cards from the Mob deck until you have 5 cards in your hand. You may never have more than 5 cards in your hand, unless you have a card in play that states otherwise. If, for some reason, you ever have more than 5 cards in your hand, you must immediately discard down to 5.

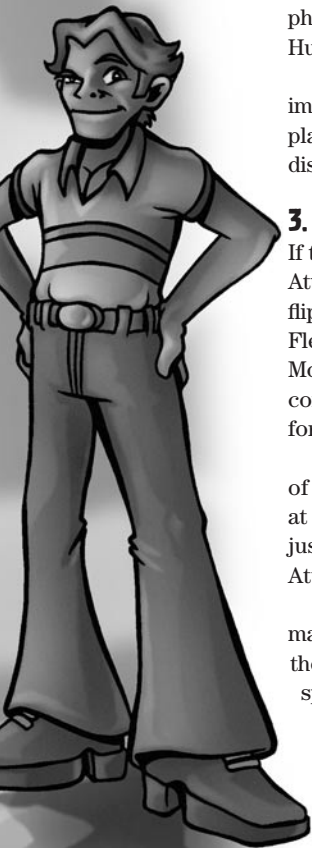
If the Mob deck ever runs out of cards, simply reshuffle the Mob deck's discard pile and start a new Mob deck.

2. Attack!

Flip over the top card from the Monster deck. If it is a Monster card, you must either Fight it, or Flee (see Combat, page 11). If you kill the Monster by Fighting it, that Monster card is placed in your Score Pile. If you successfully Flee from the monster, or it is otherwise avoided (by the use of some Action cards or Defense cards), it is placed in the Moor.

The choice to Fight a monster or Flee from it must be made before any cards are played. Once you have chosen to Fight a monster, you may not attempt to Flee from it,





and once you have chosen to Flee, you may not go back and attempt to Fight.

If you Fight a Monster during your Attack! phase, you may not go Hunting during your Hunt! phase.

If the card flipped over is an Event card, immediately do what the card says, then place that card into the Monster deck's discard pile.

3. Hunt!

If the card you flipped over during your Attack! phase was not a Monster, or you flipped over a Monster and either successfully Fled (see Fleeing, described later) or the Monster was otherwise neutralized without combat, then you may choose to go Hunting for a Monster.

To go Hunting for a Monster, shuffle all of the Monsters in the Moor, and take one at random. You then fight this Monster just as though you had flipped it during the Attack! phase.

If you go Hunting for a Monster, you may not attempt to Flee. You **MUST** Fight the Monster, unless you have a card that specifically allows you to do otherwise.

4. Recoup

During the Recoup phase, one of your Townsfolk that was killed in Combat

(see Combat) is flipped face up. You regain Townsfolk at a rate of 1 per turn, during your Recoup phase.

You may also play any Defense, Enhancement, and Townsfolk cards in your hand during your Recoup phase

5. Discard

You may now discard as many or as few cards as you wish from your hand. Then, your turn ends and play proceeds clockwise.

A Sample Turn

Nicole begins her turn with only two cards in her hand. In phase 1 (Draw) she draws three cards from the Mob Deck, bringing her hand up to 5. In phase 2 (Attack!) she flips over the top card of the Monster Deck and reveals a Terror Toy. She decides to fight (see Combat, page 11) but loses the battle and two of her townsfolk are killed. These are flipped over so the card backs are face up. Since Nicole fought a monster in phase 2, she cannot also go hunting, so she skips phase 3 (probably for the best, since her mob is down two townsfolk anyway). In phase 4 (Recoup), she gets one of her slain townsfolk back, flipping it back over. She also chooses to play a pistol (an enhancement card) on one of her townsfolk, to make her mob tougher. She moves on to phase 5 (Discard), but opts





to keep all of the cards currently in her hand. Her turn is now over and the player on her left takes his turn.

A Quick Note on Playing Cards

Unless a card states otherwise, any card can be played on any player or Mob. This does not change when or how a card can be played.

Playing Action Cards

Action cards (see Types of Cards, page 16) may be played at any time, on any player's turn, even during Combat on a player's Attack! or Hunt! phase. When playing an Action card, simply play the card, do what it says, and then place the card in the discard pile. If there is ever a conflict regarding multiple players wishing to play Action cards, the player whose turn it is always gets to play first.

Canceling

Certain Action cards can Cancel other cards as they are being played. A Canceled card is discarded with no effect.

To Cancel a card as it is being played, you must play the Canceling card before that player plays another card. Also, whenever you play a card, you must give the other players an opportunity to Cancel it if they wish. Use your own judgment to determine what is fair.

KEEPING SCORE

Each time a player kills a Monster by defeating it in Combat, place that Monster card into that player's Score Pile. Each Monster is worth a number of points equal to the Power value printed on the card (excluding any bonuses during combat). The total point value of all of the Monsters in a player's Score Pile is that player's Score.

For example, Nicole has defeated three monsters, a Giant Ape (Power 9), a Killer Bug (Power 5), and a Giant Rat (Power 4). Her current is thus $9+5+4=18$. If she scores 12 more points, she'll win the game.

WINNING THE GAME

The first person whose Score reaches 30 points wins the game. This number can be adjusted to taste. 20 makes for a quick game, while 40 makes the fun last longer.

COMBAT

Combat ensues whenever you choose to fight a Monster that you either a) flipped over from the Monster deck during your Attack! phase or b) pulled from the Moor during your Hunt! phase.

As soon as the Monster is revealed, you must decide whether to Fight the Monster





or Flee from it before any cards are played to alter the Combat. You cannot begin fighting the Monster, then Flee when things don't go your way.

Fighting

In order to defeat the Monster in Combat, the total Strength of your Mob (the number of Townfolk cards you have in play, plus the total of all bonuses from Enhancement or Action cards) must exceed the Power of the Monster. If your total Strength is equal to the Monster's Power, the Monster wins the fight.

Keep in mind that other players can play Action cards during your Combat, and this could drastically alter the situation (most likely NOT in your favor). Be careful!

If your Mob is powerful enough to defeat the Monster, that Monster is killed, and the Monster card is placed in your Score Pile.

If your Mob is too weak, and fails to defeat the Monster, the Monster will kill a number of your Townfolk equal to its Kill rating (see Dead Townfolk, below). You choose the Townfolk that die, unless the Monster card or another card states otherwise. That Monster is then placed in the Moor.

If the Monster is otherwise neutralized without defeating it in Combat (with certain Action cards, Defense cards, or by Fleeing), that Monster is placed in the Moor.

Fleeing

To attempt to Flee from a Monster, you must roll a 6 sided die. After rolling the die, you must discard a number of cards from your hand equal to the die roll. If you do so successfully, you Flee the Monster. No combat occurs, and the Monster is placed in the Moor.

If you cannot discard enough cards from your hand, your attempt to Flee fails, and you must fight the Monster. Certain cards can alter your attempts to flee, as well. If your attempt to flee fails (i.e., you don't have enough cards in your hand to discard), you are not required to discard any cards.


Dead Townsfolk

If you fight a Monster (during either your Attack! or Hunt! phases), and you fail to defeat it, that monster will kill a number of Townsfolk equal to its Kill rating.

Dead Townsfolk are flipped face down, and any Enhancement cards attached to them are discarded. Dead Townsfolk are then flipped face up again during your Recoup phase (to represent new Townsfolk joining your Mob) at a rate of 1 per turn. It is possible, with certain cards, for Townsfolk to be killed out of turn.

Dead Townsfolk do not add any bonuses to the Strength of your Mob during Combat,





you may not play Enhancement cards on dead Townsfolk, and if you are forced to place any of your Townsfolk in the discard pile, you may not choose a Dead Townsfolk.

Reshuffling

If, for some reason, the Monster deck runs out of cards before someone wins the game, simply reshuffle the Monster deck's discard pile and the Moor back together, and start a new Monster deck.

A Sample Combat

Nicole has six townsfolk. She has played two enhancement cards on Heidi, one of her townsfolk, making her a sheriff and arming her with a sword. On Nicole's turn, she is attacked by a vampire (Power 9, Kill 1). Since the current Strength of her Mob is 10 (6 for her townsfolk, +1 for the sheriff, +3 for the sword), she decides to fight the vampire. However, Jess, one of her crafty opponents, is not going to stand still while Nicole scores 9 points! He plays an action card, Heck-spawn, that adds +2 to the Power of the vampire. Now the vampire's Power is 11 and the Strength of Nicole's Mob is only 10. She looks at her hand, hoping to find an action card of her own to play but she doesn't have an appropriate card. The vampire thus defeats her Mob.

The vampire's Kill rating is 1, which isn't so bad under normal circumstances (since the Recoup phase is coming up next). However, the vampire's special ability is that he kills the townsfolk with the most attached enhancements. Normally, Nicole would be allowed to choose which townsfolk got killed, but the vampire's ability overrides this rule. Unfortunately for Nicole, the vampire's choice is clear. He kills Heidi, the townsfolk with two enhancement cards (sheriff and sword). While the dead townsfolk will be replaced in the Recoup phase, the two enhancements are gone forever. Nicole vows bloody vengeance on Jess and the game goes on!





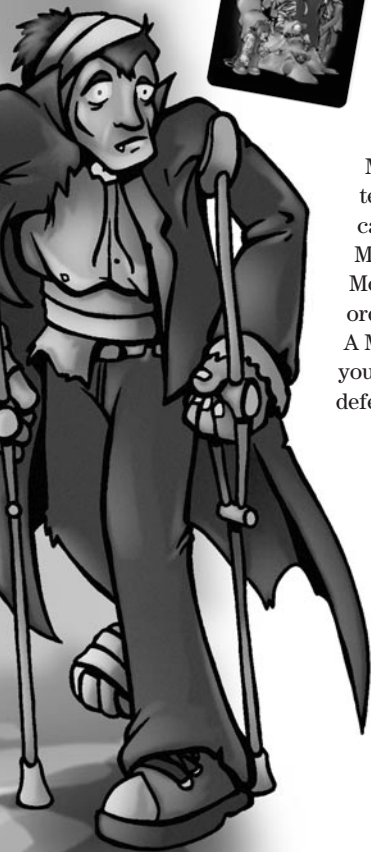
TYPES OF CARDS

The Monster Deck

The Monster deck contains 2 types of cards: Monsters and Events.

Monster


Monster cards represent the Monsters terrorizing your town. Monster cards have 2 stats: Power and Kill. A Monster's Power is the number your Mob's total Strength must exceed in order to defeat that Monster in Combat. A Monster's Kill rating is the number of your Townsfolk that monster kills if it defeats your Mob in Combat.



Event

Event cards have certain stated effects. Some affect one player, and some affect multiple players. When an Event card is Flipped during a player's Attack! phase, simply do what the card says, then place the card into the Monster Deck's discard pile.





The Townfolk Deck

Townfolk are the members of your Mob, and the defenders of your Town. Each Townfolk card in your Mob adds +1 Strength to your Mob when fighting Monsters.

You start the game with 6 Townfolk in your Mob, and you can get more during the game. You may only play Townfolk cards from your hand during your Recoup phase. You can never have fewer than 6 Townfolk in play (though some of those may be Dead).



The Mob Deck

The Mob deck contains 4 types of cards: Action, Defense, Enhancement, and Townsfolk.



Action

Action cards have many different effects that vary widely. The effects of Action cards will be clearly stated on each card. When you play an Action card, simply do what it says, then place the card in the Mob deck's discard pile. Generally, Action cards are played and immediately discarded, unless stated otherwise on the card.

Action cards may be played at any time, on any player. There is no limit to the number of Action cards a player may play in 1 turn.






Defense

Defense cards defend your town against a particular type of Monster. Defense cards are played during your Recoup phase, and are placed next to your Mob. If you have a Defense card in front of you, and a Monster of the type specified on that Defense card is flipped over during your Attack! phase, that Monster flees. Place the Monster directly into the Moor without combat, and continue with your turn as normal.

You may also play Defense cards as Action cards, but only during your Attack! phase. You may even play Defense cards in this fashion after Combat has begun. If you do so, place the Monster into the Moor without Combat, and discard the Defense card after it is played, just as you would an Action card.

Defense cards do not defend you against Monsters you Hunt for. Defense cards may be played on any player, and may only be played during your Recoup phase (unless played as an Action during a player's Attack! phase).

You may place any Defense cards in front of you into the Mob deck's discard pile at any time during your Recoup phase. A player may only have 1 Defense card in play at a time.



Enhancement

There are two types of Enhancements: Weapons and Leaders. Enhancement cards may only be played during your Recoup phase, and they are attached to specific Townsfolk in your Mob.

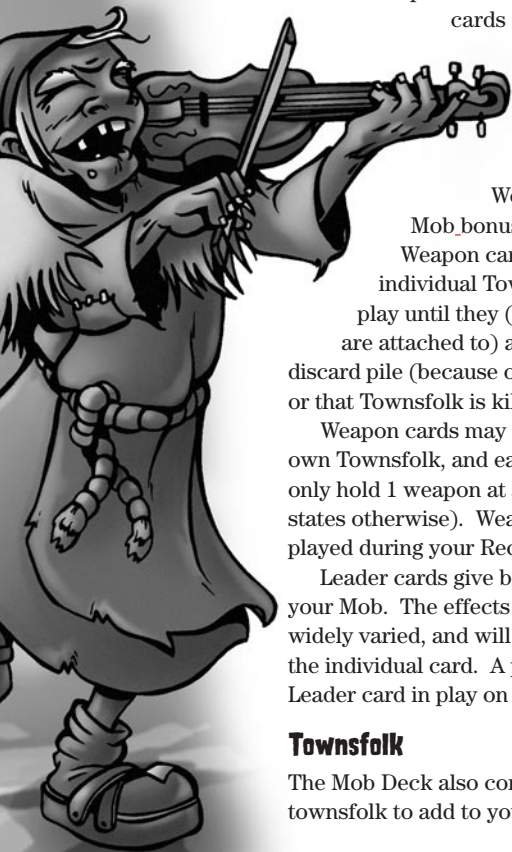
Weapon cards give your Mob bonuses during Combat. Weapon cards are played on individual Townsfolk, and stay in play until they (or the Townsfolk they are attached to) are either placed in the discard pile (because of certain Action cards), or that Townsfolk is killed in Combat.

Weapon cards may only be played on your own Townsfolk, and each Townsfolk may only hold 1 weapon at a time (unless a card states otherwise). Weapon cards may only be played during your Recoup phase.

Leader cards give bonuses and effects to your Mob. The effects of Leader cards are widely varied, and will be clearly stated on the individual card. A player may only have 1 Leader card in play on their Mob at a time.

Townsfolk

The Mob Deck also contains six additional townsfolk to add to your mob's initial six.





TORCHES & PITCHFORKS — DECK LISTS

J l k p q b o A b ^ h 7	B k o ^ d b a J l k p q b o	u /	E ^ o m l l k P n r ^ a	u .
B s b k q @ ^ o a p @	B p ^ a m b M i ^ k	u 0	E l i v D o l r k a	u .
> o j p P e f m j b k q	C o f d e q b k b a @ e f i a o b k	u .	Q l t k l k D r ^ o a	u 0
@ l t b o f k d ? r o b ^ r ^ o ^ a p	D r k m l t a b o P e l o q ^ d b	u .	S f i i f k p q	u .
A o l m m b a J ^ q ^ e	E b ^ h P m ^ t k	u 0	Q l t k p c l i h @ ^ o a p @	
J ^ a p p @ l k r p f l k	F k q r o b a J l k p q b o	u /	A l q q v	u .
M i ^ d r b	F k p m f o f k d l b ^ a b o p e f m	u 0	A o f o s f k d p q b f k	u .
O f p b k c o l j q e b A b ^ a	J ^ a p b o P m v	u .	A o O b b a A ^ s f a p l k	u .
P ^ o ^ m Q e ^ q	J b a a i f k d H f a p	u /	L c c ^ b o A ^ s b	u .
P q l i b k M i ^ k p	K f d e q l c q e b T ^ i h f k d A b ^ a	u .	M o l c b p p l o s l k E b i m b m m b o	u .
P t l o a p f k q l M i l t p e ^ o b p	L k i v ^ A o b ^ j	u 0	O b s b o k a i b l k	u .
Q b o j f q b F k c b p q ^ f l k	L s b o m l m r i ^ q f l k	u /		
Q e b M i l q Q e f ^ h b k p	M r o b B s f i	u .	Q l t k p c l i h 7	
S ^ k f p e b a F k q l q e b J f p a p	O f d e q l r p f k a f d k ^ q f l k	u .	> a ^ j j Q o ^ s b i f k d P ^ i b p j ^ k	u .
J l k p q b o @ ^ o a p @	O r a f j b k q ^ o v l ^ q e b	u 0	? b k q i b v q e b ? o ^ t i b o	u .
@ o b ^ q r o b c o l j q e b Q f a b C i ^ q	P i f ^ h v C f k d b o p	u .	? o l q e b o @ b a b a f ^ e	u .
B s f i T f q ^ e	P q o ^ d d i b o p	u 0	? r o c E ^ o a ^ ^ h) T ^ k k ^ _ b E b o l	u .
D e l p q	P r d ^ o O r p e	u 0	@ e b c H f a k b v	u .
D f ^ k q > m b	Q l o o b k q ^ i A l t k m l r o	u .	@ e o f p q f k ^) @ e b b o @ ^ m q ^ f k	u .
D f ^ k q O ^ q	T e b k > k f j ^ i p > q q ^ ^ h	u .	A b u q b o j ? l v D b k f r p	u .
Q e b D i l _	V l r s i i M r q V l r o B v b L r q	u 0	A o R _ b o r k a b o	u .
f o s f k d p q b f k p J l k p q b o	B k e ^ k ^ b i b k q @ ^ o a p @	u .	C o ^ k w j Q l t k ? ^ h b o	u .
H f i i b o ? r d	? l ^ o P m b ^ o	u .	C o b a b o f ^ h q e b l b p p b o	u .
H f i i b o @ i l t k	D o b k ^ a b	u /	D r p j Q l t k D r ^ o a	u .
J r j j v	E b o l % l b ^ a b o z	u 0	E ^ k p j Q l t k ? r q ^ e b o	u .
O ^ d f k d A f k l p ^ r o	K f d e q T ^ q ^ e % l b ^ a b o z	u 0	E b f a f j Q l t k Q o l i i r m	u .
Q b o o l o Q l v	L ^ r i q l f _ o ^ o f ^ k % l b ^ a b o z	u .	E l t ^ o a j S f i i ^ d b F a f l q	u .
S ^ j m f o b	L i a @ ^ k k l k	u .	F k p m b ^ q l o J ^ D b b	u .
S i ^ a q e b f k e ^ i b o	M f q j l i	u 0	G r ^ k j C l o b f d k D r v	u .
T b o b t l i c	M f q ^ e c l o h	u 3	H ^ o i j P q ^ i b ? l v	u .
T f ^ h b a T f q ^ e l c q e b	O ^ h b	u .	I ^ a v l l ^ h b	u .
P l r q e ^ P l r q e b ^ p q	O r p q v J r p h b q	u .	l b s f j @ ^ k a i b p q f ^ h J ^ h b o	u .
G ^ h q e b T l i c j ^ k	P e b o f c % l b ^ a b o z	u .	l r h b j F k ^ l k p f a b o ^ q b > p p	u .
W l j _ f b	P e l s b i	u .	l r ^ h v l l t o v	u .
	P q l r q @ r a d b i	u .	J ^ q e b t q e b J ^ d k f c ^ b k q	u .
	P t l o a	u .	J ^ q q q e b H k f c b	u .
	Q l o ^ e	u 3	J f h b v j Q l t k A o r k h	u .
	T f i a o b k b p p D r f a b % l b ^ a b o z	u .	J f p p D f k k v j A ^ j p b i f k A f p q o b p p	u .
	T f p b T l j j ^ k % l b ^ a b o z	u .	J l l a v J ^ o d b	u .
	A b c b k p b @ ^ o a p @	u 0	J M j P j ^ o q ^ p p M r k h	u .
	> k q ^ f a	u .	J p ^ J ^ k i l s b j M b o p l k ^ i Q o ^ f k b o	u .
	T b o b t l i c Q e b o b T l i c	u .	P e ^ k b q e b P e v p q b o	u .
	? ^ _ v P e l o q ^ d b	u .	P q b s b q e b @ i b ^ k b o	u .
	C o b b i ^ k ^ b M ^ o ^ k l o j ^ i	u .		
	F k s b p q f d ^ l o p	u .	O r i b p o b c b o b k b ^ ^ o a	u /
J l _ A b ^ h 7				
> ^ q f l k @ ^ o a p @				
> D l l a A ^ v s p P i b b m				
? r j m l k q e b E b ^ a				
? r k d i f d P m v				
@ e ^ o d b				
@ l r o ^ d b f k ^ ? l q q i b				
A f p l o d ^ k f w b a J l _				
B ^ o i v E ^ o s b p q				
B k b o d f i b o				